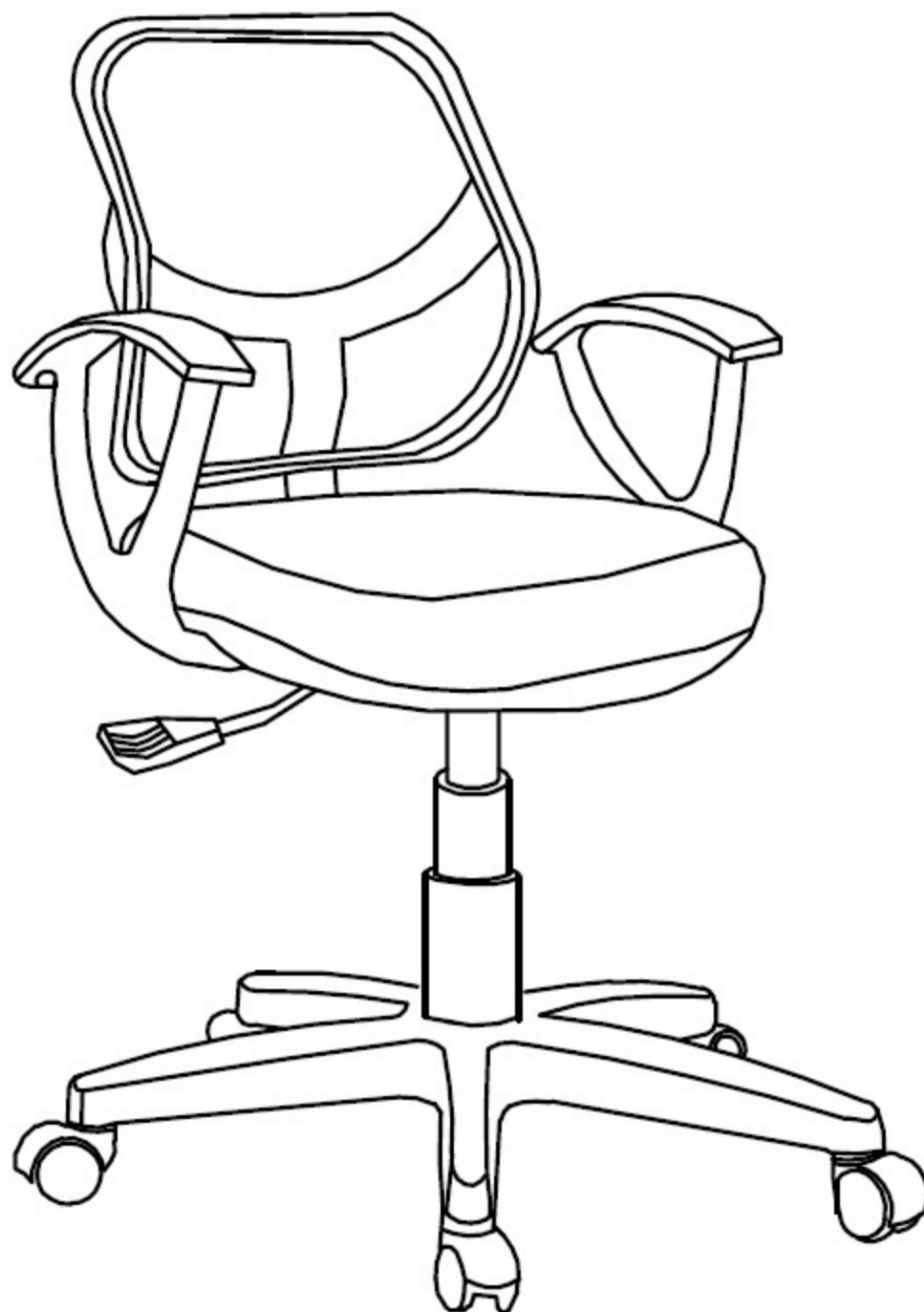




Hodedah

www.hodedah.com

support @hodedah.com



HI-5006

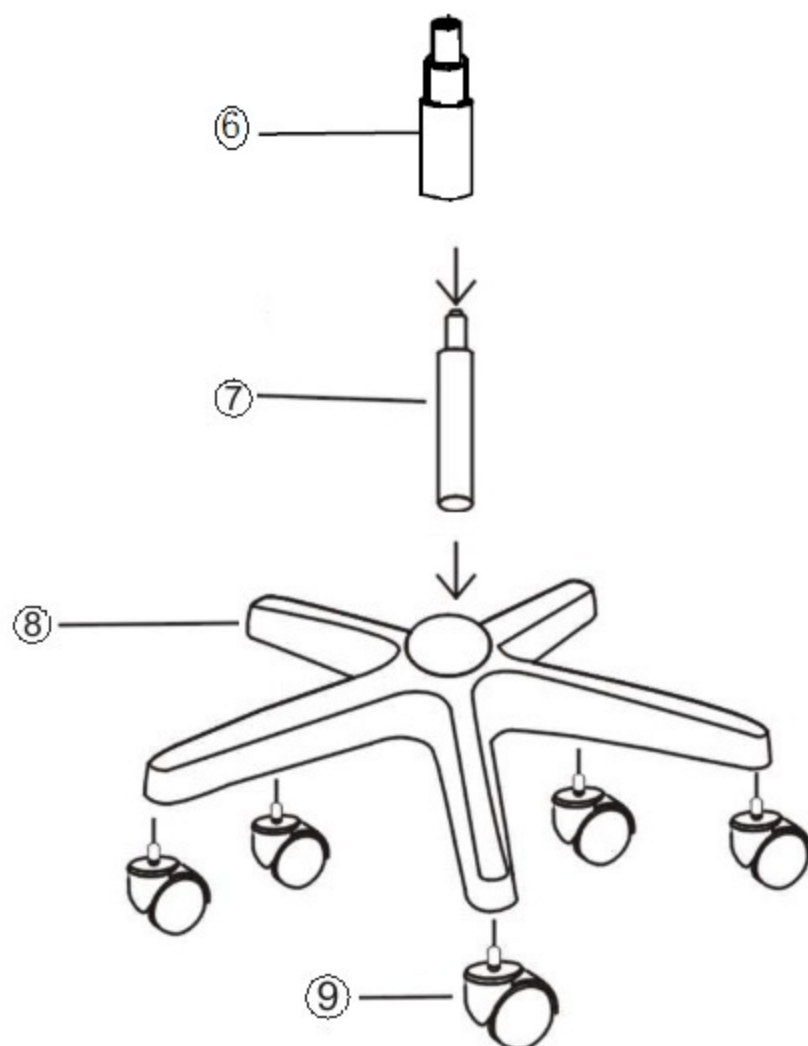
W22"xD22.8"xH32.7-37.4"



Hodedah

www.hodedah.com
support @hodedah.com

Step 1





Hodedah

www.hodedah.com
support@hodedah.com

- This product contains small components, please ensure that they are kept away from small children.
- THIS INSTRUCTION BOOKLET CONTAINS **IMPORTANT** SAFETY INFORMATION. PLEASE READ AND KEEP FOR FUTURE REFERENCE.



DO NOT RETURN PRODUCT TO THE STORE.

If a part is missing or damaged, email our customer service. We will gladly ship your replacement parts **FREE** of charge.

Need Parts or Assistance?

email us at

support@hodedah.com

For prompt, reliable service; please have your assembly manual ready.



Hodedah

www.hodedah.com
support@hodedah.com

Thank you for purchasing from Hodedah

**To learn more about hodedah and our products visit
www.hodedah.com**

READ BEFORE BEGINNING ASSEMBLY

- Read each step carefully. It is very important that each step of instruction is performed in the correct order. If these steps are not followed in sequence, assembly difficulties will occur.
- Make sure all parts are included. Most parts are labeled or stamped on the raw edge.
- Work in spacious area, preferably on a carpet, near the place the unit will be used.
- Do not use power tools to assemble your furniture. Power tools may strip or damage the parts.

HELPFUL HINTS

- Call us if you need assistance.
- Move your new furniture carefully, with two people lift and carry the unit to it's new location.
- Never push, drag or pull your furniture (especially on carpet).

Warranty Information

Hodedah warrants this product to be free from defects in material and workmanship agrees to remedy any such defect. This warranty covers one year from the date of original purchase. This is solely limited to be repair or replacement of defective parts and no assembly labor is included.

This warranty does not apply to any product which has been improperly assembled, subjected to misuse or abuse or which has been altered or repaired in any way.

To obtain warranty service, purchaser must present original bill of sale. Components repaired or replaced warranted through the remainder of the original warranty period only. The defective components will be repaired or replaced without charge, subject to the terms and conditions described above.

**For help with assembly, identifying parts, product information or to
order parts, please contact us:**

Call us at:
718 - 456 - 0505
Monday - Friday
9:00 am - 5:00 pm

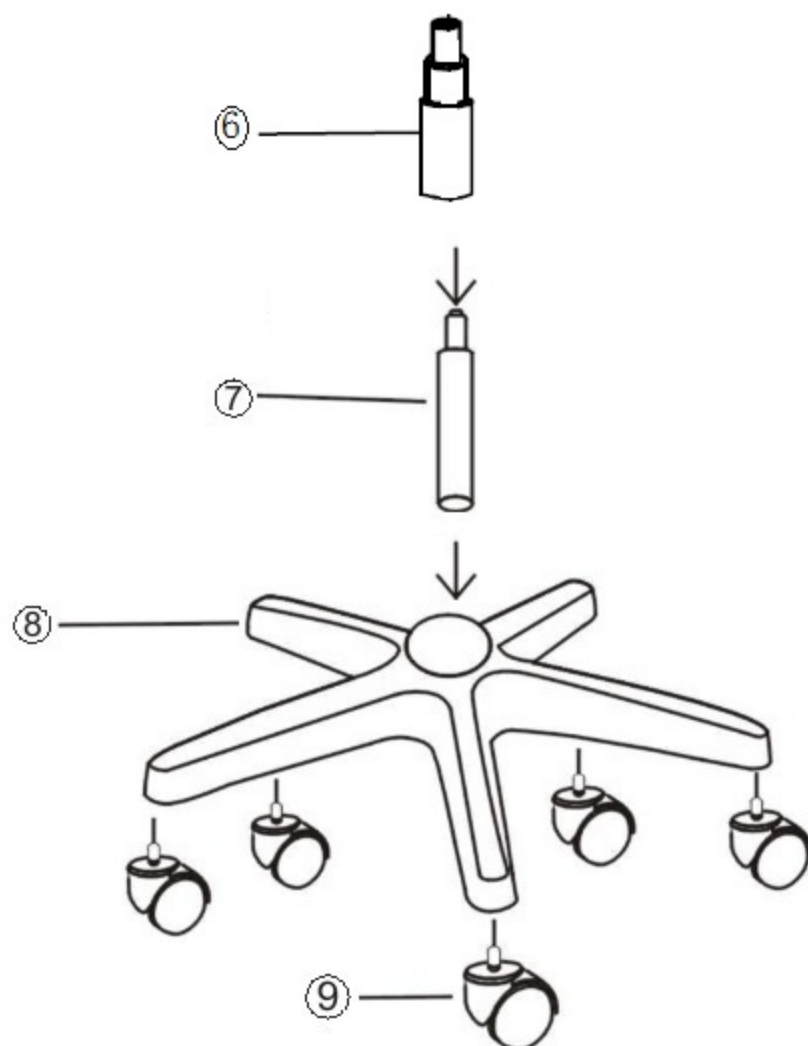
Visit our website:
www.hodedah.com








Hodedah

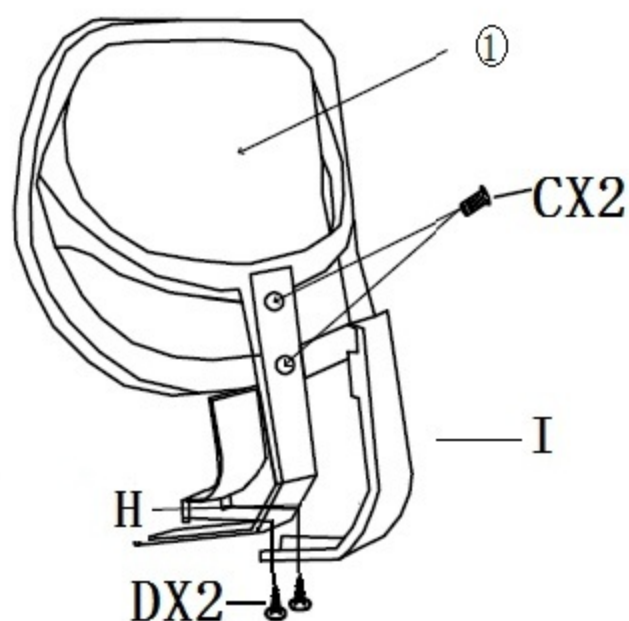
www.hodedah.com
support @hodedah.com

Step 1




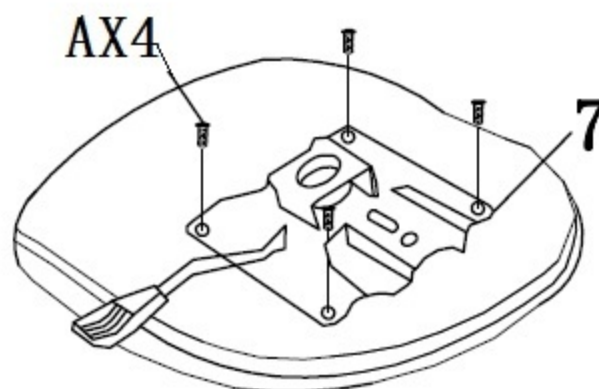
Step 2

C		M6x30mm	2
D		3.5*15	2
H			1
I			1
J			1



Step 3

A		M6x14mm	4
---	---	---------	---





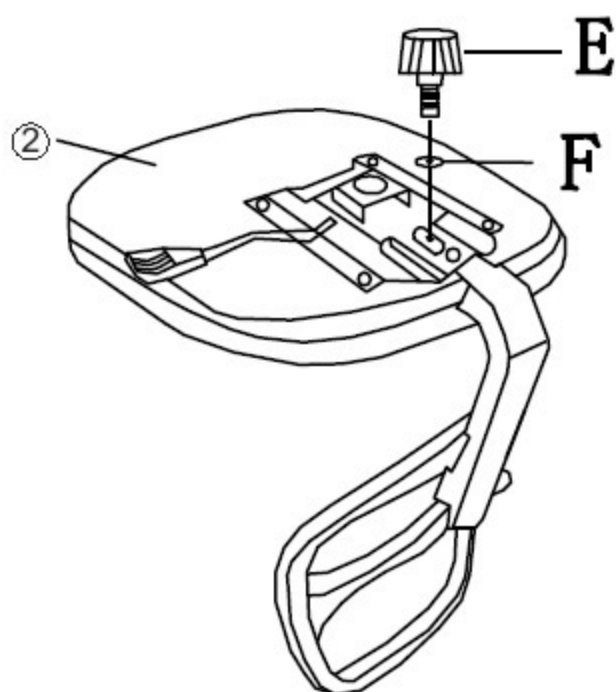


Hodedah



www.hodedah.com
support @hodedah.com

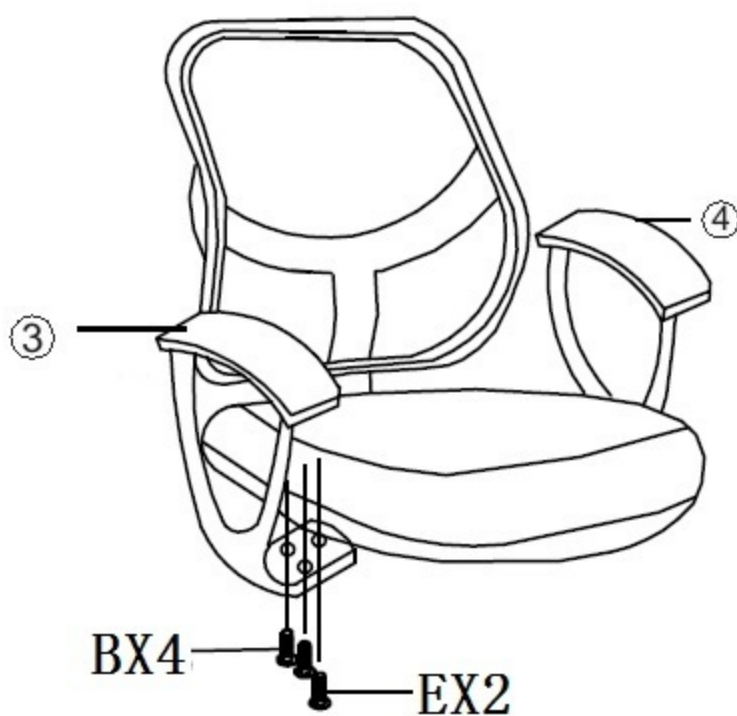
Step 4

F		1
G		1



Step 5

B		M6x25mm	4
E		M6x20mm	2

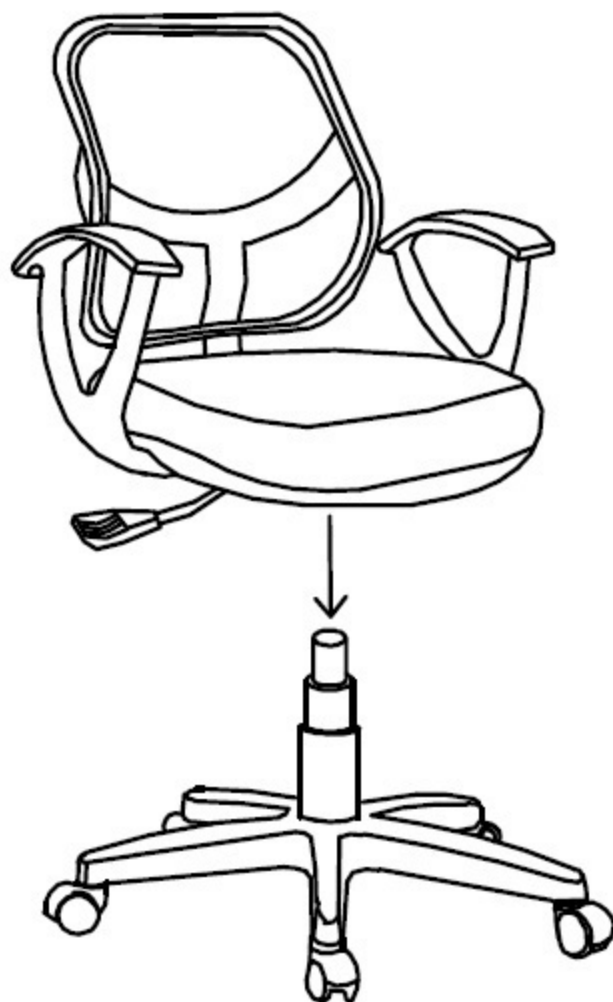




Hodedah

www.hodedah.com
support @hodedah.com

Step 6



Step 7

